

MONTHLY REPORT OF DISBURSEMENTS
For the month of January 2024


Department : State Universities and Colleges (SUCs)
 Agency/Entity : Cagayan State University
 Operating Unit : < not applicable >
 Organization Code (UACS) : 08 022 0000000
 Fund Cluster : 01 - Regular Agency Fund
 (e.g. UACS Fund Cluster: 01-Regular Agency Fund, 02-Foreign Assisted Projects Fund, 03-Special Account-Locally Funded/Domestic Grants Fund, etc.)


Particulars	Current Year Budget					Prior Year's Budget											SUB-TOTAL	Trust Liabilities				Grand Total					Remarks
	PS	MOOE	FinEx	CO	TOTAL	Prior Year's Accounts Payable					Current Year's Accounts Payable					TOTAL		PS	MOOE	CO	TOTAL	PS	MOOE	FinEx	CO	TOTAL	
						PS	MOOE	FinEx	CO	Sub-Total	PS	MOOE	FinEx	CO	Sub-Total												
1	2	3	4	5	6=(2+3+4+5)	7	8	9	10	11=(7+8+9+10)	12	13	14	15	16=	17=(11+16)	18=(6+17)	19	20	21	22=(19+20+21)	23	24	25	26	27=(23+24+25+26)	28
CASH DISBURSEMENTS	32,310,162.53	21,116,642.73	0.00	0.00	53,426,805.26	4,425,775.00	511,566.72	0.00	0.00	4,937,341.72	0.00	0.00	0.00	0.00	0.00	4,937,341.72	58,364,146.98	0.00	0.00	0.00	0.00	36,735,937.53	21,628,209.45	0.00	0.00	0.00	58,364,146.98
Notice of Cash Allocation (NCA)	32,310,162.53	21,116,642.73	0.00	0.00	53,426,805.26	0.00	0.00	0.00	0.00	0.00	0.00	0.00	0.00	0.00	0.00	0.00	53,426,805.26	0.00	0.00	0.00	0.00	32,310,162.53	21,116,642.73	0.00	0.00	0.00	53,426,805.26
MDS Checks Issued	100,224.25	600,000.00	0.00	0.00	700,224.25	0.00	0.00	0.00	0.00	0.00	0.00	0.00	0.00	0.00	0.00	0.00	700,224.25	0.00	0.00	0.00	0.00	100,224.25	600,000.00	0.00	0.00	0.00	700,224.25
Advice to Debit Account	32,209,938.28	20,516,642.73	0.00	0.00	52,726,581.01	0.00	0.00	0.00	0.00	0.00	0.00	0.00	0.00	0.00	0.00	0.00	52,726,581.01	0.00	0.00	0.00	0.00	32,209,938.28	20,516,642.73	0.00	0.00	0.00	52,726,581.01
Notice of Transfer Allocations (NTA)	0.00	0.00	0.00	0.00	0.00	4,425,775.00	511,566.72	0.00	0.00	4,937,341.72	0.00	0.00	0.00	0.00	0.00	4,937,341.72	4,937,341.72	0.00	0.00	0.00	0.00	4,425,775.00	511,566.72	0.00	0.00	0.00	4,937,341.72
MDS Checks Issued	0.00	0.00	0.00	0.00	0.00	0.00	0.00	0.00	0.00	0.00	0.00	0.00	0.00	0.00	0.00	0.00	0.00	0.00	0.00	0.00	0.00	0.00	0.00	0.00	0.00	0.00	0.00
Advice to Debit Account	0.00	0.00	0.00	0.00	0.00	4,425,775.00	511,566.72	0.00	0.00	4,937,341.72	0.00	0.00	0.00	0.00	0.00	4,937,341.72	4,937,341.72	0.00	0.00	0.00	0.00	4,425,775.00	511,566.72	0.00	0.00	0.00	4,937,341.72
Working Fund for FAPs	0.00	0.00	0.00	0.00	0.00	0.00	0.00	0.00	0.00	0.00	0.00	0.00	0.00	0.00	0.00	0.00	0.00	0.00	0.00	0.00	0.00	0.00	0.00	0.00	0.00	0.00	0.00
Cash Disbursement Ceiling (CDC)	0.00	0.00	0.00	0.00	0.00	0.00	0.00	0.00	0.00	0.00	0.00	0.00	0.00	0.00	0.00	0.00	0.00	0.00	0.00	0.00	0.00	0.00	0.00	0.00	0.00	0.00	0.00
TOTAL CASH DISBURSEMENTS	32,310,162.53	21,116,642.73	0.00	0.00	53,426,805.26	4,425,775.00	511,566.72	0.00	0.00	4,937,341.72	0.00	0.00	0.00	0.00	0.00	4,937,341.72	58,364,146.98	0.00	0.00	0.00	0.00	36,735,937.53	21,628,209.45	0.00	0.00	0.00	58,364,146.98
NON-CASH DISBURSEMENTS	4,394,064.41	52,675.07	0.00	0.00	4,446,739.48	0.00	0.00	0.00	0.00	0.00	0.00	0.00	0.00	0.00	0.00	0.00	4,446,739.48	0.00	0.00	0.00	0.00	4,394,064.41	52,675.07	0.00	0.00	0.00	4,446,739.48
Tax Remittance Advices Issued (TRA)	4,394,064.41	52,675.07	0.00	0.00	4,446,739.48	0.00	0.00	0.00	0.00	0.00	0.00	0.00	0.00	0.00	0.00	0.00	4,446,739.48	0.00	0.00	0.00	0.00	4,394,064.41	52,675.07	0.00	0.00	0.00	4,446,739.48
Non-Cash Availment Authority (NCAA)	0.00	0.00	0.00	0.00	0.00	0.00	0.00	0.00	0.00	0.00	0.00	0.00	0.00	0.00	0.00	0.00	0.00	0.00	0.00	0.00	0.00	0.00	0.00	0.00	0.00	0.00	0.00
Disbursements effected through outright deductions from claims (please specify...)	0.00	0.00	0.00	0.00	0.00	0.00	0.00	0.00	0.00	0.00	0.00	0.00	0.00	0.00	0.00	0.00	0.00	0.00	0.00	0.00	0.00	0.00	0.00	0.00	0.00	0.00	0.00
Overpayment of expenses(e.g. personnel benefits)	0.00	0.00	0.00	0.00	0.00	0.00	0.00	0.00	0.00	0.00	0.00	0.00	0.00	0.00	0.00	0.00	0.00	0.00	0.00	0.00	0.00	0.00	0.00	0.00	0.00	0.00	0.00
Restitution for loss of government property	0.00	0.00	0.00	0.00	0.00	0.00	0.00	0.00	0.00	0.00	0.00	0.00	0.00	0.00	0.00	0.00	0.00	0.00	0.00	0.00	0.00	0.00	0.00	0.00	0.00	0.00	0.00
Liquidated damages and similar claims	0.00	0.00	0.00	0.00	0.00	0.00	0.00	0.00	0.00	0.00	0.00	0.00	0.00	0.00	0.00	0.00	0.00	0.00	0.00	0.00	0.00	0.00	0.00	0.00	0.00	0.00	0.00
Others(TEF, BTr-Documentary Stamp Tax, etc.)	0.00	0.00	0.00	0.00	0.00	0.00	0.00	0.00	0.00	0.00	0.00	0.00	0.00	0.00	0.00	0.00	0.00	0.00	0.00	0.00	0.00	0.00	0.00	0.00	0.00	0.00	0.00
TOTAL NON-CASH DISBURSEMENTS	4,394,064.41	52,675.07	0.00	0.00	4,446,739.48	0.00	0.00	0.00	0.00	0.00	0.00	0.00	0.00	0.00	0.00	0.00	4,446,739.48	0.00	0.00	0.00	0.00	4,394,064.41	52,675.07	0.00	0.00	0.00	4,446,739.48
GRAND TOTAL	36,704,226.94	21,169,317.80	0.00	0.00	57,873,544.74	4,425,775.00	511,566.72	0.00	0.00	4,937,341.72	0.00	0.00	0.00	0.00	0.00	4,937,341.72	62,810,886.46	0.00	0.00	0.00	0.00	41,130,001.94	21,680,884.52	0.00	0.00	0.00	62,810,886.46


SUMMARY

Particulars	Previous Report	This Month	As at Date
(1)	(2)	(3)	(4)
Total Disbursement Authorities Received	0.00	64,386,739.48	64,386,739.48
NCA	0.00	59,940,000.00	59,940,000.00
NTA	0.00	0.00	0.00
Working Fund	0.00	0.00	0.00
TRA	0.00	4,446,739.48	4,446,739.48
CDC	0.00	0.00	0.00
NCAA	0.00	0.00	0.00
Less: Notice of Transfer of Allocations (NTA)* issued	0.00	0.00	0.00
Total Disbursement Authorities Available	0.00	64,386,739.48	64,386,739.48
Less:	0.00	0.00	0.00
Lapsed NCA	0.00	0.00	0.00
Disbursements	0.00	58,364,146.98	58,364,146.98
Less: Other Non-Cash Disbursements	0.00	0.00	0.00
Disbursements effected through outright deductions from claims	0.00	0.00	0.00
Overpayment of expenses(e.g. personnel benefits)	0.00	0.00	0.00
Restitution for loss of government property	0.00	0.00	0.00
Liquidated damages and similar claims	0.00	0.00	0.00
Others (e.g. TEF, BTr, Docs Stamp, etc.)	0.00	0.00	0.00
Add/Less: Adjustments (e.g. cancelled/staled checks)	0.00	0.00	0.00
Balance of Disbursement Authorities as at date	0.00	6,022,592.50	6,022,592.50
Total Disbursements Program	0.00	67,062,000.00	67,062,000.00
Less: *Actual Disbursements	0.00	57,873,544.74	57,873,544.74
(Over)/Under spending	0.00	9,188,455.26	9,188,455.26

Notes: * The use of NTA is discouraged
 Notes: ** Amounts should tally with the grand total disbursement (column 27).

Certified Correct

 MONALIZA V. GUZMAN
 University Accountant
 Date:

Recommending Approval:

 EMERITA P. GERON
 Chief AO, Finance
 Date:

Approved By:

 ARTHUR G. IBANEZ
 OIC, Office of the University President
 Date: